






SUBLOK REVOLUTION

THE BEST OPACITY & THE BEST SUBLI BLOCK-OUT BARRIER !

Looking for a dye-migration blocker product ? **SUBLOK REVOLUTION** allows you to personalise your sublimated polyesters or dark coloured textiles without any inks migration and marks.



TECHNICAL DATA

 COMPOSITION	PU water based
 THICKNESS	150 µm
 CARRIER	Adhesive & transparent Polyester

PRODUCT HIGHLIGHTS

- The best opacity barrier and the best migration blocker that retains your transfer's original colours over time.
- Semi-matte finish.
- Recommended for sport sublimated or dyed polyester, softshell...
- Very resistant to high temperature washing.
- Low temp and quick application





CUT SETTINGS

 SIDE	Mirror cutting
 CUTTING	Flock blade (60°)

CARE & MAINTENANCE

- Always respect the garment instructions.
- Wash inside out to extend the design's life.
- Allow 24 hours after application before first wash.
- Avoid the use of aggressive products.
- Do not bleach.

APPLICATION

 TEXTILE	Cotton, Polyester, Acrylic, Polycotton without repellent treatment. Sublimated polyester.
 TIME & TEMPERATURE	140°C / 284°F 10 s
 PRESSURE	Medium
 PEEL	Hot or Cold

Washing	Ironing	Tumble-dry
 60°C / 140°F	 Reverse side	 Authorized

STORAGE

- Storage life recommendation is up to one year.
- Store product in dry room with 15°-30°C/ 60°-85°F.
- Keep away from sunlight, store in a vertical position.

STEP BY STEP : HOW TO USE

STEP 1 - Perform a cutting test with your plotter.

STEP 2 - Cut your heat transfer film in mirror, use a blade 60° and weed the excess material.

STEP 3 - Apply design on garment.

STEP 4 - Press and peel hot or cold.

NOTE: We highly recommend that you perform tests before production.