






REFLEX WHITE 490

SAFETY IN WHITE : A WHITE RETRO-REFLECTIVE FILM FOR IMMEDIATE IDENTIFICATION

Since October 1, 2024, in accordance with the decree of the Internal Security Code, new regulations have come into effect for private security agents. From now on, these agents are required to wear uniforms that include visible and permanent identification elements.

TECHNICAL DATA



 COMPOSITION	PU reflective
 THICKNESS	200 µm
 CARRIER	Adhesive & transparent Polyester

PRODUCT HIGHLIGHTS

- Very opaque
- Reflective action even after washing
- Easy to weed
- White reflective

CUT SETTINGS



 SIDE	Mirror cutting
 CUTTING	Flock blade (60°)





CARE & MAINTENANCE

- Always respect the garment instructions.
- Wash inside out to extend the design's life.
- Allow 24 hours after application before first wash.
- Avoid the use of aggressive products.
- Do not bleach.

Washing	Ironing	Tumble-dry
 60°C / 140°F	 Reverse side	 Authorized

APPLICATION



 TEXTILE	Cotton, Polyester, Polycotton
 TIME & TEMPERATURE	150°C / 302°F 15 s
 PRESSURE	Medium
 PEEL	Hot or Cold

STORAGE

- Storage life recommendation is up to one year.
- Store product in dry room with 15°-30°C/ 60°-85°F.
- Keep away from sunlight, store in a vertical position.

STEP BY STEP : HOW TO USE

STEP 1 - Perform a cutting test with your plotter.

STEP 2 - Cut your heat transfer film in mirror, use a blade 60° and weed the excess material.

STEP 3 - Apply design on garment.

STEP 4 - Press and peel hot or cold.

NOTE: We highly recommend that you perform tests before production.