



DTF PET FILM - 5901

THE INSTANTLY PRODUCED PET FILM SOLUTION FOR DTF TRANSFERS

The PET DTF INSTANT PEEL is the ideal ally for professionals who demand speed and optimum quality in their marking processes.

TECHNICAL DATA






 COMPOSITION	PET FILM
 THICKNESS	75 µm

PRODUCT HIGHLIGHTS

- **Instant** Peel
- Matte finish.
- Smooth finish
- Vibrant colors.
- No residues of powder, glue, or ink left on the film
- Suitable for any DTF printers
- Available dimensions 60cmx100m & 30cmx100m

APPLICATION



 TEXTILE	Cotton, polyester, polycotton
 TIME &  TEMPERATURE	150°C/302°F 12sec
 PRESSURE	Medium
 PEEL	INSTANT

CARE & MAINTENANCE

- Always respect the garment instructions.
- Follow the instructions provided by the printer manufacturer.
- Allow 24 hours after application before first wash.
- Avoid the use of aggressive products.
- Do not bleach.

Washing	Ironing	Tumble-dry
 40°C / 104°F	 Reverse side	 Authorized

STEP BY STEP : HOW TO USE

Step 1 – Print your pattern on PET film:
Select mirror printing, and print the pattern on the PET film.

Step 2 – Put hotmelt powder on:
Sprinkle the hotmelt powder evenly on the printed film, shake off the excess powder.

Step 3 – Drying printed PET film and melting powder process:
Dry & melt hotmelt powder through conveyor belt or heat press. Via conveyor belt: set the temperature at 100°C-212 °F.

Step 4 – Transfer the pattern:
Transfer onto garment with a heat press at 150°C-302°F during 12 seconds.

Step 5 – Instant peel

NOTE: We highly recommend that you perform tests before production.

STORAGE

- Storage life recommendation is up to one year.
- Store product in dry room with 15°-30°C/ 60°-85°F.
- Keep away from sunlight, store in a vertical position.